

Cherry Blossom

Sample ID: 2102PSI0028.01259
Strain: N/A
Matrix: Plant
Type: Hemp

METRC Batch ID:
METRC Sample:

Produced:
Date Received: 02/02/2021
Completed: 02/04/2021
Sample Size: - ; Batch: -


James Witkowski
Lic. #
3111 Pinckney Rd
Howell, MI 48843

Cannabinoids

<LOQ **12.34%**

Total THC

Total CBD



Testing Method: HPLC-DAD / SOP - PSIMTDA
Date Tested: 02/04/2021

| Analyte | LOQ | Mass | Mass |
|--------------|------|--------------|--------------|
| | % | % | mg/g |
| THCa | 0.40 | <LOQ | <LOQ |
| Δ9-THC | 0.40 | <LOQ | <LOQ |
| Δ8-THC | 0.40 | ND | ND |
| THCV | 0.40 | ND | ND |
| CBDa | 0.40 | 11.43 | 114.3 |
| CBD | 0.40 | 2.32 | 23.2 |
| CBN | 0.40 | ND | ND |
| CBGa | 0.40 | <LOQ | <LOQ |
| CBG | 0.40 | <LOQ | <LOQ |
| CBC | 0.40 | 0.82 | 8.2 |
| Total | | 14.57 | 145.7 |

Total THC = THCa * 0.877 + Δ9-THC
Total CBD = CBDa * 0.877 + CBD

LOQ = Limit of Quantitation, ND = Not Detected; Unless otherwise stated all quality control samples performed within specifications established by the Laboratory.

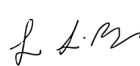
Safety

Foreign Matter

Visual Exam / SOP - PSIMTDF

Pass

Notes: The following cannabinoids were detected in greater than 2.5% of the total cannabinoid content: CBCA - 2.19%

Lev Spivak-Birndorf
CSO



Cherry Blossom

Sample ID: 2102PSI0028.01259
Strain: N/A
Matrix: Plant
Type: Hemp

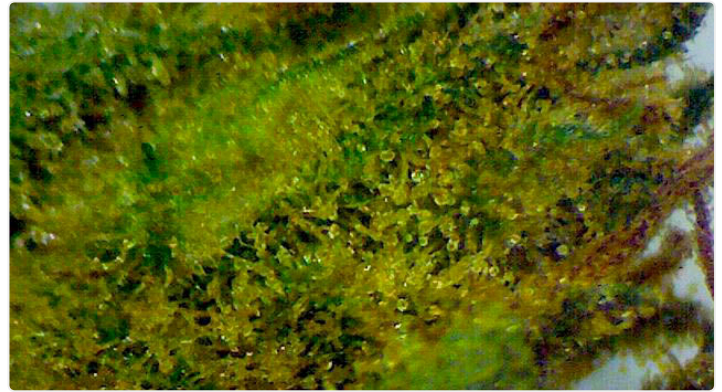
METRC Batch ID:
METRC Sample:

Produced:
Date Received: 02/02/2021
Completed: 02/04/2021
Sample Size: - ; Batch: -

James Witkowski
Lic. #
3111 Pinckney Rd
Howell, MI 48843

Foreign Matter

Pass



Notes:

Date Tested:
Testing Method: Visual Exam / SOP - PSIMTDF



L. Spivak

Lev Spivak-Birndorf
CSO

